

Desktop Web Conferencing: Replacement for F2F Classes & Meetings

John Thompson, PhD
Buffalo State College



Desktop Web Conferencing - Benefits

- Reduces travel costs & time
- Increases productivity by decreasing travel
- Minimizes carbon footprint (i.e., green)
- Diminishes health & safety risks
- Reduces physical space related needs & cost



<http://www.freshvoice.net/eng/>

Desktop Web Conferencing - Benefits

- Expands learning – reach wider audience
- Provides cost-effective means of reaching attendees or students who are absent
- Increases flexibility & decreases response time
- Boosts satisfaction
- Enhances collaboration

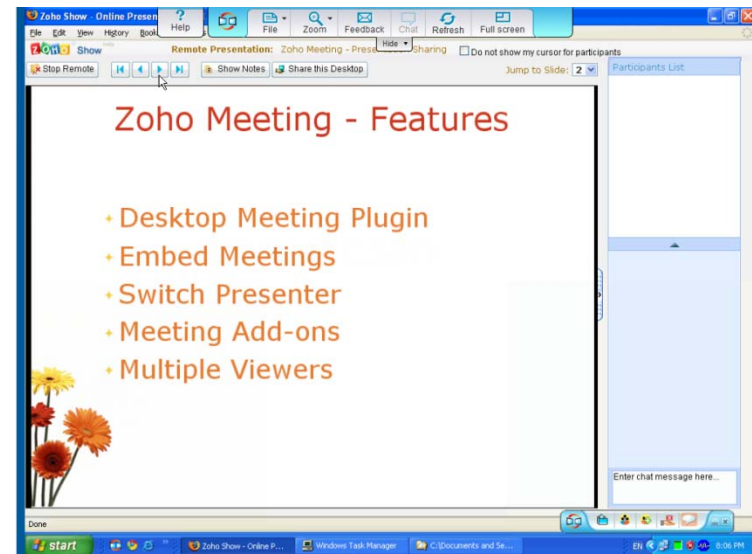


<http://www.mybluetrain.com/>

Possible Uses

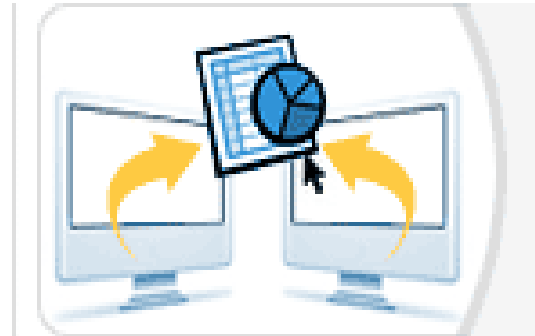
- Teach synchronous classes – w/ audio & video
- Teach F2F & online simultaneously
- Conduct live F2F meetings to/from on/off-campus locations
- Supplement or replace LMS

<http://www.zoho.com/meeting/>



Possible Uses

- Close location boundaries (Digital Divide)
- Provide live interaction w/ experts
- Share information in a secure environment
- Record session & upload it for online access



Selection Criteria




- Price
- Vendor reputation
- Live audio, video & texting
- Quality of online documentation
- Easy to set up (downloads or plugins needed?)
- Degree of simplicity & ease of use
- Reliability
- Vendor provided support

Selection Criteria (Con't)


- Collaboration tools (both sides)
 - Whiteboard w/ mouse pointer & drawing tools
 - Transfer presentation control to participants
 - Upload/receive documents (presenter & participants) during session
 - Hand raising, etc. emoticons
 - Group and private-chat
 - Polling & testing
 - Group meeting rooms for participants



Selection Criteria (Con't)

- Number of remote sites at one time
- Upload documents during/before session
- Animations & builds in PowerPoint
- Chat can be disabled for participants
- Individual attendee can be blocked
- Conference system can be closed (i.e., invitation only)
- Meeting time limit 
- Cross-platform functionality
- Mobile device support

Selection Criteria (Con't)

- Number of video images at a time
- VOIP (Voice Over IP) &/or telephone choice
- Full/half duplex
- Mute audio
- Enlarge screen to size of application window
- Interface panels can be moved & resized
- Integrate w/ LMS 
Blackboard
- Provide reports on session participation
- Can sessions be recorded?
- Recording continuous or “chunked”

Cost/Pricing Options

- Free
- Per participant per minute
- Monthly
- Yearly
- Free vs. paid versions (& different functionality levels)
- How many seats per license
- Extras (e.g., private branding)





APPLAUSE

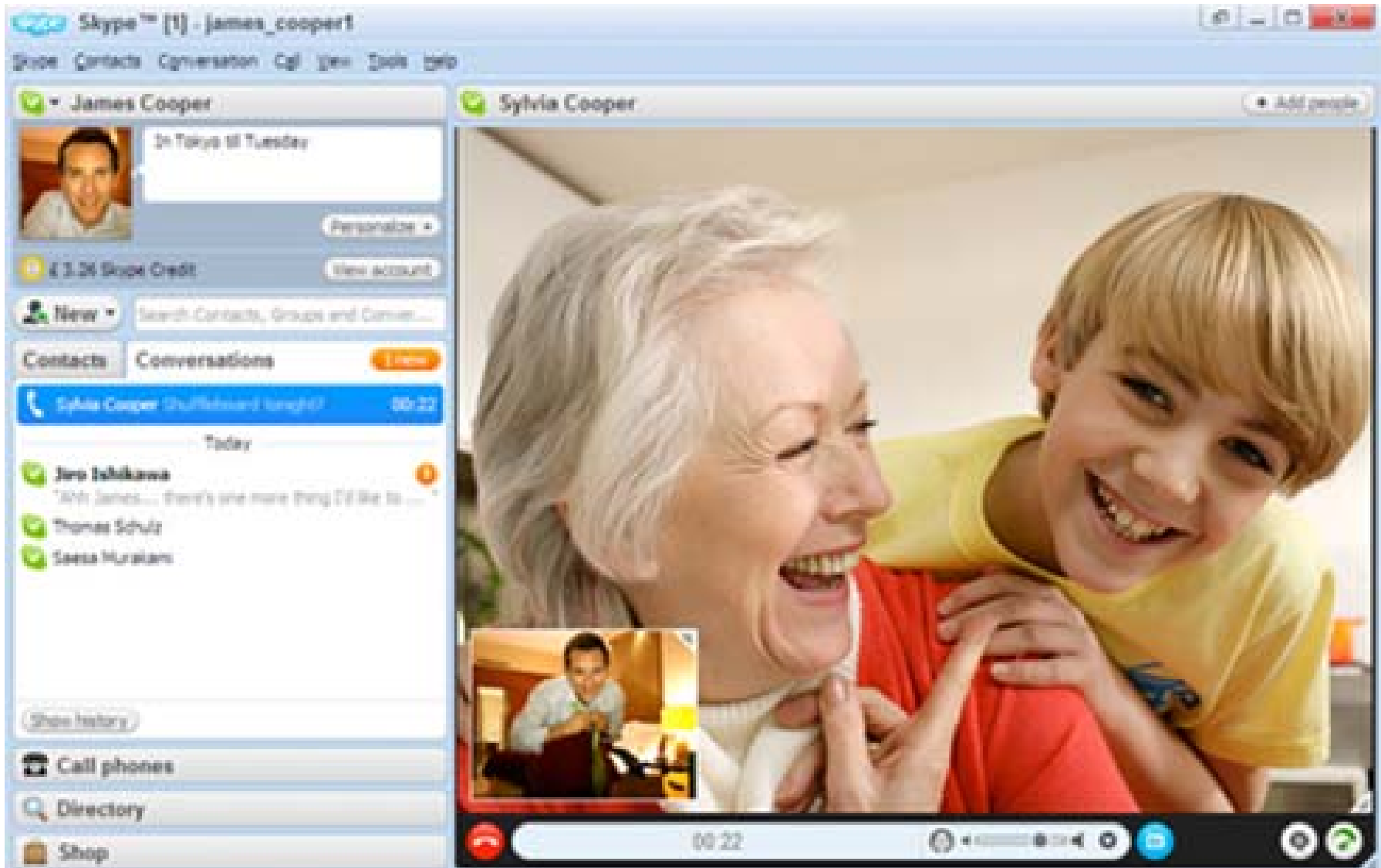


Web and Video Conferencing



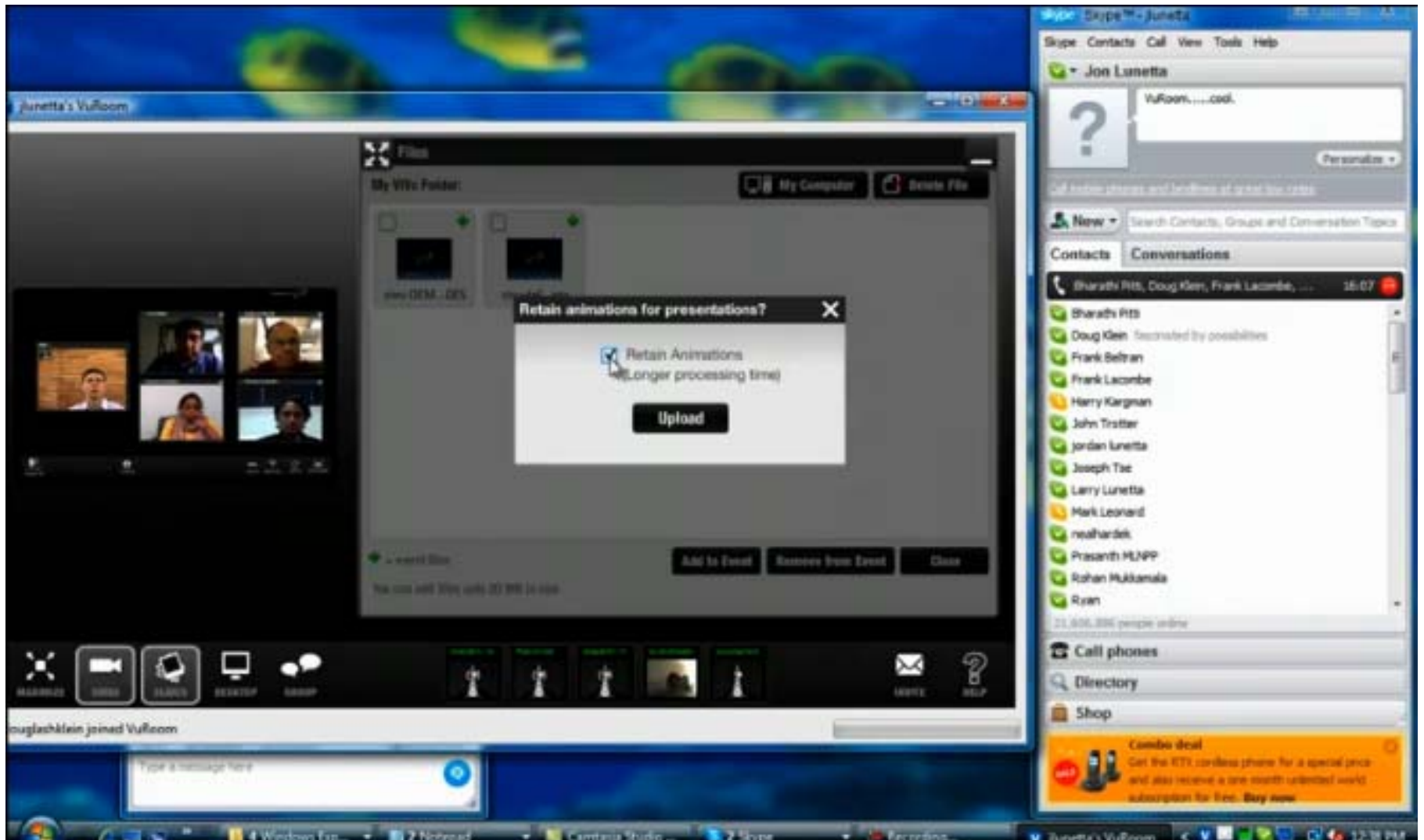
Skype

<http://www.skype.com/>



VuRoom (Skype plugin)

<http://vivu.tv/vivuweb/>



Elluminate

<http://www.illuminate.com/>

Elluminate Live! - PARTICIPANT ORIENTATION

File Session View Tools Window Help

Participants

- Participants
- Amanda Reed (Moderator)
- Caroline
- Mike
- Tom

4 Participants

Chat

Show All

Joined on October 17, 2008 at 12:54 PM

Send to This Room

Audio - Amanda Reed

Talk

Whiteboard - Main Room (Scaled 168%)

Elluminate Live!

Follow Moderator



lluminate®
Where Bright Ideas Meet.

 **Elluminate Live!**
Participant Orientation



© Copyright 2008 Elluminate, Inc.

0:09

In session for 7 minutes.

Adobe Acrobat Connect Pro

<http://www.adobe.com/products/acrobatconnectpro/>

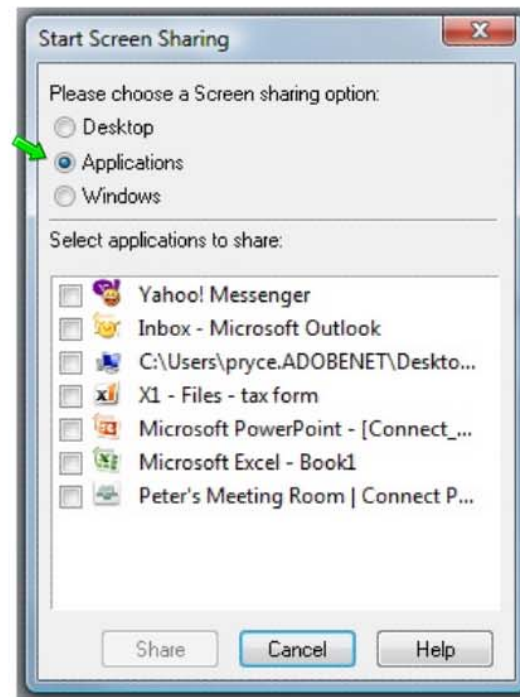
PeterPryceHeadshotFull.jpg



Questions (Q & A)

What can you present with a web meeting?

- Present
 - PowerPoint
 - Documents
 - Screen



Attendee Audio

You may listen to the audio through your computer speakers. If you experience audio issues, please exit the Connect room and log back in.

GoToMeeting

<https://www.gotomeeting.com>

The screenshot displays the GoToMeeting Viewer application window. The main content area shows a 'Meet Now' screen with the following information:

- Organizer:** GoToWebinar Training Team | **Presenter:** GoToWebinar Training Team
- Audio:** Use your microphone and speakers (VoIP) or call in using your telephone.
- United States: +1 484 589 1020
- Access Code: 751-875-281
- Audio PIN: 102
- [List Additional Conference Call Numbers](#)

The right-hand sidebar contains several control panels:

- Attendee List:** Shows 'GoToWebinar Training Team (Orga...)' and 'Suze Chapstick (Me)'. A dropdown menu is set to 'NAMES - ALPHABETICALLY'.
- Audio Mode:** Includes radio buttons for 'Use Telephone' (selected) and 'Use Mic & Speakers'. It also displays the dial number '+1 484 589 1020', access code '751-875-281', and a status message 'You are connected to audio'.
- Talking:** Shows 'GoToWebinar Training Team'.
- Chat:** A text input field with the placeholder '(Type message here)' and a 'Send' button. The dropdown menu is set to 'All - Entire Audience'.
- Footer:** Displays 'Meet Now Meeting ID: 751-875-281' and the 'GoToMeeting®' logo.

The bottom of the window features a Citrix logo on the left, the text 'Talking: GoToWebinar Training Team' in the center, and a volume icon on the right. The Windows taskbar at the very bottom shows the Start button, several application icons, and the system tray with the date 'London, 4/23/PM' and time 'Mon 11:22 AM'.

Webex

<http://www.webex.com/>

Cisco WebEx Meeting Center - LIVE Cisco WebEx Demonstration

File Edit Share View Audio Participant Meeting Help

Info New Demo 4-5-10 Nicole's Rate Sheet

12

Participants Chat Video Notes

Name Tools

| Name | Tools |
|----------------------|-------|
| Nicole(Cisco) (Host) | |
| John.Thompson | |
| Kevin.Belanger | |
| Peter | |
| Travis S (Cisco) | |

Raise Hand Audio Mute

Chat

Send to: Nicole(... (Host & Presenter)

Select a participant in the Send to menu first, type chat message, and send...

Send

12

© 2009 Cisco Systems, Inc. All rights reserved. Cisco Confidential

Meeting number: 697 310 170 For teleconference information, click Information on the Meeting menu.

Connected

The screenshot shows a Cisco WebEx Meeting Center interface. The main content area displays a presentation slide with the following text: "To hear the audio, Call 1-866-469-3239 Meeting Number 697 310 170". Below this is a banner for "Cisco WebEx Meeting Center" with a price tag of "Just \$49 per month". A list of bullet points describes the service: "Unlimited online meetings", "Up to 25 people per meeting", "Cross-platform compatibility", "Fully functional with toll teleconferencing & VoIP included", and "\$49/Month with no long-term commitment, \$39/Month with a prepaid annual purchase". The interface also shows a "Participants" list on the right with names like Nicole(Cisco) (Host), John.Thompson, Kevin.Belanger, Peter, and Travis S (Cisco). At the bottom, there are controls for "Raise Hand", "Audio", and "Mute", a "Chat" window, and a "Send to" dropdown menu set to "Nicole(... (Host & Presenter)". The footer includes "© 2009 Cisco Systems, Inc. All rights reserved. Cisco Confidential", "Meeting number: 697 310 170", and "For teleconference information, click Information on the Meeting menu." The bottom right corner shows "Connected" and the Cisco logo.

To hear the audio, Call 1-866-469-3239
Meeting Number 697 310 170

Cisco WebEx
Meeting Center

Just
\$49
per month

- Unlimited online meetings
- Up to 25 people per meeting
- Cross-platform compatibility
- Fully functional with toll teleconferencing & VoIP included
- \$49/Month with no long-term commitment, **\$39/Month** with a prepaid annual purchase

Cisco
webex



12

WIZIQ

<http://www.wiziq.com/>

The screenshot displays the WIZIQ web interface. At the top right, it shows "Session Duration : 60 Min. 36 Sec." and "Time : 50 Min. 32 Sec.". The main area is divided into three sections:

- Toolbar:** Located at the top left, it contains various icons for navigation and editing. Annotations with arrows point to "Zoom out", "Zoom in", and "Close video" buttons.
- Video Window:** A central window titled "WIZIQ" showing a video feed of a woman. A text overlay above the video reads "Bring video to full screen or minimal view".
- Chat Window:** A window on the right side showing a list of participants (MarkMa..., Jay, Christopher X...) and a chat log with messages from audger, Allison_Rhea, and Keith_Tyler_Smith. A "Send" button is visible at the bottom of the chat window.

Dimdim

<http://www.dimdim.com/>

professor01 - Internet Explorer provided by Dell

http://my.dimdim.com/professor01/

gotomeeting archive on demand

File Edit View Favorites Tools Help

secure.delicious.com-logi... Suggested Sites Suggested Sites Suggested Sites Google.com my del.icio.us post to del.icio.us Suggested Sites Suggested Sites Suggested Sites (2) Get More Add-ons Sign in on Delicious

Microsoft Outlook Web Ac... Blackboard Academic Suite Boise State University - Ap... professor01 Twitter / 1080group - Sear...

Tools Off

Dial-In: 702-473-3463 Passcode: 776337 Tools 00 : 02 : 31 End Meeting

Now Sharing: Campus Technology 2010-Desktop Web Conferencing.pptx Record Full Screen

Public Chat

Welcome to your Web Meeting.

Show Items (3)

- Show Computer Screen
- Show Whiteboard
- Stop Presentation (1)
- Show Web Page

Participants (1)

Dr. T

Invite... Manage

dimdim

Dr. T (Video Broadcaster)

Live

Hands Free Talk

1 / 19

Buffalo State
State University of New York

CAMPUS 2010
TECHNOLOGY
17th Annual Education Technology Conference

Powered By Dimdim Emotion

Type text and press Enter.

Internet | Protected Mode: On 110%

Done

Google Inbox - Microsoft O... professor01 - Intern... Windows Media Pla... Campus Technolog... Desktop Web Confe... Campus Technolog... TweetDeck Snagit QuickCam® 12:51 PM

Presenter



John Thompson, Ph.D.

Associate Professor

Educational Technology Program

Computer Information Systems Department

Chase 208

Buffalo State College

1300 Elmwood Avenue

Buffalo, NY 14222

716.878.3531

thompsjt@buffalostate.edu